

Product guide

# Unmatched performance. Deepest security.

HP LaserJet Enterprise M506 series



The world's most preferred printers.



October 2015

# Table of contents

- 3** Fast, efficient, and ready to work
- 4** Product walk around
- 5** Product comparison
- 6** Key benefits at a glance
- 7** Accelerate your work and use less energy
- 8** Unparalleled fleet security and management
- 9** More. Pages, Performance, and Protection.
- 10** Stay connected with secure mobile printing options
- 11** Technical specifications
- 15** Ordering information
- 16** Appendix A: Security features
- 19** Appendix B: Fleet management features

# Fast, efficient, and ready to work



## HP JetAdvantage

### Business Workflow and Printing Solutions

Streamline crucial business processes and tasks, using powerful HP solutions for printing and imaging. With the latest workflow and productivity tools for efficient fleet management, you can reduce IT workload and costs, boost employee performance, and enable users to print safely—wherever business demands. Learn more at [hp.com/go/printingsolutions](http://hp.com/go/printingsolutions).

Finish key tasks faster with a versatile printer that starts right away and helps conserve energy.<sup>1</sup> Multi-level device security helps protect your business from threats.<sup>2</sup> Original HP Toner cartridges with JetIntelligence and this printer produce more consistent, high-quality pages.<sup>3</sup> Give your work team more agility without putting your business at risk with secure, office-wide mobile printing options.<sup>4,5</sup>

## Who can benefit?

Teams of 5-15 users printing 2,000 to 7,500 pages per month can share this fast black-and-white printer, which will be right at home in your office with its small footprint. Accelerate productivity with fast, automatic two-sided printing,<sup>6</sup> an intuitive control panel,<sup>6</sup> and easy mobile printing options.<sup>4,5</sup> Minimize interruptions with up to 2,300-sheet input capacity<sup>7</sup> and high-capacity cartridges.<sup>8</sup> Easily upgrade this enterprise printer as your organization's needs change—and use simple, central management tools and built-in security features<sup>2</sup> to help save on IT time and budget.




# Product walk around

HP LaserJet Enterprise M506x shown

- 1 Intuitive 4.3-inch (10.9 cm) color VGA control panel tilts up for easier viewing
- 2 Home button (returns to home screen)
- 3 250-sheet output bin
- 4 Easy-access USB port to print files directly<sup>9</sup>
- 5 Top cover access to Original HP Toner cartridge with JetIntelligence
- 6 100-sheet multipurpose tray
- 7 Two 550-sheet input trays for a 1,200-sheet total input capacity
- 8 Hardware Integration Pocket (HIP) for solution integration<sup>10</sup>
- 9 Built-in wireless direct<sup>4</sup>/NFC touch-to-print<sup>5</sup>
- 10 Convenient front on/off switch
- 11 Built-in automatic two-sided printing
- 12 Rear door (access to the print path)
- 13 512 MB standard memory (upgradeable to 1.5 GB) and a 1.2 GHz processor
- 14 Access port for optional Kensington-style lock
- 15 HP Jetdirect Gigabit/Fast Ethernet embedded print server
- 16 Hi-Speed USB 2.0 port (for connecting third-party devices)
- 17 Hi-Speed USB 2.0 printing port



Front view



Rear I/O panel close-up

## Series at a glance



Model	M506n	M506dn	M506x
<b>Product number</b>	F2A68A	F2A69A	F2A70A
<b>100-sheet multipurpose tray, 550-sheet input tray 2</b>	✓	✓	✓
<b>550-sheet input tray 3</b>	Optional	Optional	✓
<b>2 550-sheet input trays 4 and 5</b>	Optional	Optional	Optional
<b>Printer cabinet</b>	Optional	Optional	Optional
<b>Control panel</b>	4-line display with keypad	4-line display with keypad	4.3-inch (10.9 cm) touchscreen
<b>HP High Performance Secure Hard Disk</b>	Optional	Optional	Optional
<b>Hardware Integration Pocket (HIP)<sup>10</sup></b>	Not available	✓	✓
<b>Two-sided printing</b>	Manual	Automatic	Automatic
<b>Wireless direct<sup>4</sup> and NFC touch-to-print<sup>5</sup></b>	Optional	Optional	✓
<b>ENERGY STAR<sup>®</sup> certified</b>	Not available	✓	✓

# Product comparison

The following table compares the new HP LaserJet Enterprise M506 series with the HP LaserJet Enterprise P3015 series.



HP LaserJet Enterprise M506x	HP LaserJet Enterprise P3015x	Benefits
First page out (FPO) from sleep as fast as 8.1 seconds and as fast as 5.9 seconds from ready (letter) <sup>11</sup>	FPO from sleep as fast as 16 seconds and as fast as 7.5 seconds from ready	Spend less time waiting for prints with up to 49% faster FPO from sleep and up to 21% faster FPO from ready
Simplex print speed: Up to 45 pages per minute (ppm), letter (43 ppm, A4) <sup>12</sup> Duplex: Up to 36 images per minute (ipm), letter (34 ipm, A4) <sup>6,12</sup>	Simplex: Up to 42 ppm, letter (40 ppm, A4) Duplex: Up to 21 ipm, letter (19 ipm, A4)	Save time with 7% faster simplex output and 71% faster duplex output
4.3-inch (10.9 cm) color touchscreen <sup>6</sup>	4-line LCD color display with keypad	Improved control panel for easier operation
512 MB standard memory, 1.5 GB maximum memory	128 MB standard memory, 640 MB maximum memory	Up to 860 MB more memory for better performance
Optional 500 GB High Performance Secure Hard Disk	Optional 120 GB High Performance Secure Hard Disk	Improved print job retention and security
550-sheet paper trays and a maximum input capacity of 2,300 sheets <sup>7</sup>	1,600-sheet maximum input capacity	44% higher input capacity minimizes interruptions, plus add a whole ream of paper before the tray is empty
Wireless direct <sup>4</sup> and touch-to-print <sup>5</sup> capabilities	Not available	Improved efficiency and convenient mobile printing
Original HP Toner cartridges with JetIntelligence (A/X): ~9,000/~18,000 pages <sup>8,13</sup>	Original HP Toner cartridges (A/X): ~6,000/~12,500 pages	44% more professional-quality pages, <sup>3</sup> peak printing performance, and the added protection of anti-fraud technology
Printer size of 16.46 x 14.80 x 18.94 in (418 x 376 x 481 mm) (width by depth by height)	Printer size of 17.6 x 16.2 x 18.9 in (618 x 518 x 735 mm)	Conserve space with an almost 20% smaller device footprint
Typical electricity consumption (TEC): 1.886 kWh/Week	TEC: 3.267 kWh/Week	Save resources with 42% less TEC and leading energy efficiency, <sup>14</sup> thanks to innovative HP technology
Quick, accurate online help <sup>15</sup>	Not available	Easy access to up-to-date troubleshooting guides from mobile devices or your PC

## Key benefits at a glance

Fast print speeds, energy-efficiency, and a small footprint make this printer the perfect fit in any office. Comprehensive security helps protect devices, data, and documents. Get more pages and help protect your printer using Original HP Toner cartridges with JetIntelligence.<sup>3</sup>



### Accelerate your work and use less energy

- Don't wait for documents—print your first page in as few as 8.1 seconds from sleep mode and 5.9 seconds from ready mode (letter).<sup>11</sup>
- Take advantage of class-leading energy efficiency with innovative HP design and toner technology.<sup>14</sup>
- Speed through jobs on a variety of media. Print two-sided documents almost as quickly as one-sided documents.<sup>6</sup>
- Now almost 20% smaller—this printer fits in tight places and delivers quiet operation.<sup>16</sup>
- Breeze through tasks with an intuitive control panel.
- Let high-volume print jobs handle themselves with a substantial 2,300-sheet maximum input capacity.<sup>7</sup>



### Unparalleled fleet security and management

- Embedded features detect security threats to protect your printer from boot up to shut down.<sup>2</sup>
- Protect sensitive data stored on the printer and in transit using embedded and optional HP JetAdvantage Security Solutions.<sup>17</sup>
- Centralize control of your print environment with HP Web Jetadmin.<sup>18</sup>



### More. Pages, Performance, and Protection.

- Get the most prints for your money and spend less time replacing toner—using Original HP High Yield Toner cartridges with JetIntelligence.<sup>3,8</sup>
- Count on professional quality at high speeds with precision black toner.
- Help ensure you're getting the authentic HP quality you paid for with innovative anti-fraud technology.
- Get right to printing without delays or mess—quickly replace your cartridge using auto seal removal and easy-open packaging.



### Stay connected with secure mobile printing options

- Enable 128-bit encrypted wireless direct printing and NFC touch-to-print from mobile devices—without accessing the network.<sup>4,5</sup>
- Easily access, print, and share resources with Ethernet and optional wireless networking.<sup>19</sup>

# Accelerate your work and use less energy



## Get more done, faster, with advanced features

In addition to the standard features, the HP LaserJet Enterprise M506x model includes the following enhancements:

- Intuitive 4.3-inch (10.9 cm) color touchscreen
- Embedded wireless direct printing<sup>4</sup> and NFC touch-to-print<sup>5</sup> capability
- Additional 550-sheet input tray for a standard input capacity of 1,200 sheets



### help

Quickly troubleshoot technical issues using innovative, cloud-based help services that are relevant and up to date. Easily solve problems from your PC or mobile device.<sup>15</sup> A convenient Quick Response (QR) code on the printer's control panel links directly to specific troubleshooting pages with instructions that are easy to follow.

Get big results with a small footprint. The M506 series delivers the fastest first page out from sleep mode and is the most energy-efficient in its class.<sup>1,14</sup> Launch fast two-sided printing right from the control panel.<sup>6</sup>



### Take waiting out of your workday

Thanks to Original HP Toner cartridges with JetIntelligence, you can print your first page in as little as 8.1 seconds from energy-efficient sleep mode and 5.9 seconds from ready mode.<sup>11</sup> Print two-sided documents almost as quickly as one-sided documents with fastest-in-class<sup>1</sup> two-sided printing<sup>6</sup>—up to 36 ipm, letter (34 ipm, A4).<sup>12</sup>



### Designed to fit where you need it

Place this printer where it suits your work team best—you almost won't notice it. Design improvements with an almost 20% smaller footprint<sup>16</sup> make for a quiet printer that is simple to upgrade.



### Easy operation and control at a touch

Monitor jobs and settings directly at the printer using the 4-line display and keypad on the M506n and M506dn models. Or choose the M506x printer to equip employees with an intuitive 4.3-inch (10.9 cm) color touchscreen with virtual keypad. Help ensure documents land in the right hands with PIN printing—available on all models.



### Walk up and print

The easy-access USB at the top of the device lets you quickly complete your print job from a flash drive.<sup>9</sup> A variety of file types are supported.



### Loaded for productivity

Let high-volume print jobs handle themselves. With a 2,300-sheet maximum capacity, you spend less time loading and reloading paper.<sup>7</sup> New 550-sheet paper trays let you add an entire ream before the paper runs out.

With the optional cabinet and stand,<sup>20</sup> users can position the printer right where it's needed and add storage for extra paper and supplies.



### Help reduce your carbon footprint

Keep productivity up and energy use down. This ENERGY STAR and Blue Angel certified printer leads its class in low energy use thanks to innovative design and toner technology.<sup>14,21</sup> Help cut printing costs with HP Auto-On/Auto-Off Technology and HP Instant-on Technology—intelligence that readies your printer right when you need it and turns it off when you don't.<sup>22</sup> Support for thin media allows users to print on papers as light as 16 lb (60 g/m<sup>2</sup>). Help save your business time and money with lightweight HP EcoFFICIENT paper.



### Reduce your impact—recycle HP cartridges

HP helps you recycle your Original HP cartridges—it's easy and convenient with the HP Planet Partners program, available in more than 50 countries and territories around the world.<sup>23</sup>

# Unparalleled fleet security and management



Trust your printer is secure from power-up to power-down. Get strong protection for devices, data, and documents with embedded and optional HP JetAdvantage Security Solutions and features. Centrally manage your entire printer fleet with innovative HP JetAdvantage Management Solutions.<sup>17</sup>

## Count on HP to help you proactively protect your devices, data and documents:

- Built-in security features and settings help safeguard your device from boot up to shut down<sup>2</sup>
- Pull print options like cloud-based HP JetAdvantage Private Print<sup>24</sup> or HP Access Control help you protect confidential documents
- Authentication options such as PIN, PIC, or HP proximity cards control access to your devices
- HP JetAdvantage Security Manager<sup>25</sup> helps make fleet security management simple and automatic
- HP Printing Security Advisory Services can help you develop a cohesive printing security strategy and implement solutions to protect your business

## Print only what you need—straight to the right hands

Increase security, restore control, and help avoid additional expenses. HP JetAdvantage Private Print,<sup>24</sup> standard on the M506x model, helps prevent unauthorized access to confidential print jobs stored in the cloud. Users get the flexibility to pick up jobs at any compatible device. For more information, visit [hpietadvantage.com/ondemand](http://hpietadvantage.com/ondemand).



## Count on built-in security for greater protection

Gain peace of mind with multi-level, built-in security features that guard your printer against complex security threats. HP Sure Start maintains BIOS integrity, whitelisting protects device firmware, and intrusion detection guards against malware. Plus, HP Enterprise printing devices come with more than 100 embedded settings to help safeguard your sensitive business information.<sup>2</sup> For more information, see Appendix A, “Security features” on page 16.



## Opt for tighter security

Further safeguard information in transit over the network and stored on the printer—keys, passwords, certificates and more—using the optional encrypted HP High-Performance Secure Hard Disk<sup>20</sup> and HP Trusted Platform Module.<sup>26</sup>



## Streamline fleet management and security

Centralize control of your print environment with HP Web Jetadmin,<sup>18</sup> an HP JetAdvantage Management Solution. Easily discover and configure devices, conduct remote diagnostics, upgrade firmware, and monitor and manage supplies.

The HP Universal Print Driver (UPD) is the single driver that gives users instant access to a range of HP print devices without downloading separate drivers.<sup>27</sup>

HP JetAdvantage Security Manager delivers the most comprehensive printing security in

the market, with policy-based protection for printing and imaging devices.<sup>25</sup>


For more information, see Appendix A, “Security features” on page 16 and Appendix B, “Fleet management features” on page 19.



## Expand the capabilities of your printer

Do more with your investment. Easily develop and deploy HP and third-party solutions with the HP Open Extensibility Platform (OXP). The OXP creates a unified environment for software solutions that run on your HP Enterprise devices—providing sound investment protection, consistency for end users, and easier management.

HP’s cost-effective solution for hardware upgrades—the Hardware Integration Pocket (HIP)<sup>10</sup>—allows you to integrate optional secure mobile printing or authentication solutions, such as card and badge readers, to the M506dn and M506x models.



## Work with the future in mind

HP FutureSmart Firmware lets you upgrade this printer on your schedule, whenever solutions advance. Add new features—such as workflow and security enhancements—without having to purchase new hardware. A consistent user interface and menu design across all HP FutureSmart devices—including the HP LaserJet Enterprise M506 series—makes the user experience intuitive and familiar. To learn more, visit [hp.com/go/futuresmart](http://hp.com/go/futuresmart).



# More. Pages, Performance, and Protection.

Bring out the best in your printer. Print more consistent, high-quality pages than ever before,<sup>3</sup> using specially designed Original HP Toner cartridges with JetIntelligence. Count on better performance, higher energy efficiency, and the authentic HP quality you paid for—something the competition simply can't match.<sup>3</sup>



Original HP Toner cartridges with JetIntelligence

### More pages than ever before<sup>3</sup>

Be confident you're getting the most out of every cartridge you buy. HP JetIntelligence Toner cartridges deliver 44% more pages<sup>3</sup> than ever before with page maximizer technology. Consistently predict toner levels with print gauge technology.<sup>28</sup>

### HP quality—print after print

Precision black toner is engineered to deliver consistent placement of toner particles and produce sharp text, bold blacks, and crisp graphics. It is precisely tuned to match the powerful performance of the M506 printer series.

### Protect your investment

Don't be fooled by cartridges that attempt to mimic Original HP. Innovative anti-fraud technology helps identify whether a cartridge is Original HP, used, or counterfeit—to help ensure you're getting the authentic HP quality you paid for.

### High yield, low intervention

Don't waste important business time replacing toner cartridges. Optional high-yield cartridges enable uninterrupted printing for longer periods of time.<sup>8</sup>

### Ready to work, right away

Speed through print jobs right out of the box—without even opening the cartridge door. The M506 series is shipped with preinstalled, specially designed Original HP Toner cartridges with JetIntelligence.

### Start printing quickly and easily

Get right to printing without delays or mess—quickly replace your cartridges using auto seal removal and easy-open packaging.

## More pages

Original HP Toner cartridges with JetIntelligence are re-engineered for higher ISO yields<sup>3</sup> and more dependable toner level status.<sup>28</sup>



Page maximizer technology

- More pages per cartridge than previous generations of HP toner cartridges<sup>3</sup>
- Smaller, more robust parts<sup>30</sup>
- Less cartridge wear<sup>30</sup>



Print gauge technology

- More dependable gauges<sup>28</sup> to ensure you get the most prints possible from your cartridges

## More performance

Reformulated toner that supports more pages<sup>3</sup> in a smaller, faster device and uses less energy to print a page.<sup>29</sup>



Precision black toner

- Spherical shape = more pages, sharp text, bold blacks and crisp graphics
- Encapsulated design = less energy; enables faster print speed

## More protection

Get the authentic HP quality you paid for and avoid potential problems. Help manage business costs and maintain quality standards across your fleet.



Anti-fraud technology

- Helps you identify the difference between Original HP and used or counterfeit cartridges
- Supports policies you set for your printing fleet



Auto seal removal

- Skip a step—the toner seal is automatically removed for you
- Get right to printing without delays

# Stay connected with secure mobile printing options



Enable secure wireless printing in the office—with or without network access<sup>4</sup>—and keep users connected with Ethernet and optional wireless networking.<sup>19</sup> Print with just a touch from mobile devices.<sup>5</sup>



Hewlett-Packard Company  
**NFC/WiFi Direct**

Outstanding Achievement in Innovation

Buyers Laboratory, LLC gave HP an Outstanding achievement in Innovation award for its use of NFC/Wi-Fi Direct to bring security and simplicity to mobile printing.

### Extend your printing reach

Built-in 10/100/1000 Ethernet and optional 802.11b/g/n wireless networking let you share printing resources on a network.<sup>19</sup> For more information, please see “Ordering information” on page 15.



### Print wirelessly from mobile devices—no network needed

Enable wireless direct printing from anywhere in the office from smartphones, tablets, and notebook PCs.<sup>4</sup> Or, walk up and print with just a touch of your NFC-enabled smartphone or tablet to this printer.<sup>5</sup> (On Android™ devices, NFC touch-to-print is enabled via the HP ePrint app.) The HP LaserJet Enterprise M506x comes with these features built-in, but the M506n and M506dn models can add them via an optional accessory.

There’s no need to search through a long list of devices—automatically discover the nearest printer without accessing your corporate network. Security and user access settings—like 128-bit encryption and a configurable passphrase—can be easily set up with HP Web Jetadmin<sup>18</sup> or the HP Embedded Web Server.



### Print from a wide range of mobile devices

Easily print documents, emails, PDFs, and more from iPhones® and iPads® as well as smartphones and tablets running iOS, Android version 4.4 or later, Windows® 8/10, or Google Chrome™ operating systems—generally no setup or apps required.<sup>31</sup> Simply open and preview the content you want to print, select your printer, and hit Print. For mobile devices without built-in print support, users will first need to download the HP ePrint app or HP ePrint software.

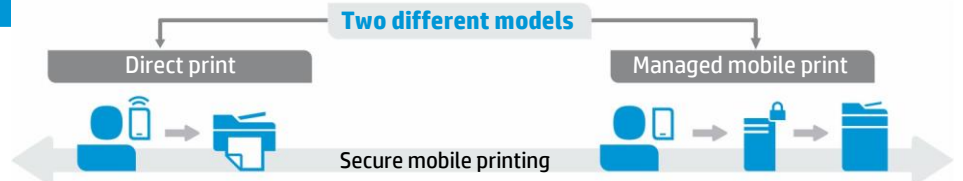


### Managed mobile print solutions

If you’re looking to deploy mobile printing across a printer fleet, HP offers server-based solutions that provide secure pull-printing, as well as advanced management and reporting capabilities. HP also provides options to integrate with third-party mobile device management solutions.

## HP JetAdvantage Mobile Print Solutions

Choose the right mobile printing options for your business.



Learn more at [hp.com/go/businessmobileprinting](http://hp.com/go/businessmobileprinting)

### Wireless direct or NFC touch-to-print

Easy to install, setup and use with high quality and reliability

### HP Access Control or HP ePrint Enterprise

Secure, server-based solutions that preserve admin controls even in BYOD environments

# Technical specifications

	HP LaserJet Enterprise M506n	HP LaserJet Enterprise M506dn	HP LaserJet Enterprise M506x
<b>Product number</b>	F2A68A	F2A69A	F2A70A
<b>Control panel</b>	4-line color LCD; 19 buttons (Cancel job, Up and Down arrow, Select, Back, Home, 12-key and Help); 3 LED indicator lights (Attention, Ready, Busy)		4.3-in (10.9 cm) touchscreen with color graphics
<b>Print speed<sup>12</sup></b>	Up to 45 ppm, letter (43 ppm, A4)		
		Duplex: up to 36 ipm, letter (34 ipm, A4)	
<b>First page out<sup>11</sup></b>	From ready: as fast as 5.9 seconds, letter (6.0 seconds, A4) From sleep: as fast as 8.1 seconds, letter/A4		
<b>Print resolution</b>	Up to 1200 x 1200 dpi (Fine Lines)		
<b>Printer advanced features</b>	Open Extensibility Platform, FutureSmart Firmware, easy-access USB <sup>9</sup> (supported file formats: PDF, PS, Print Ready files (.prn)), HP JetIntelligence cartridges, Online Help		
		Plus: HIP <sup>10</sup>	
<b>Processor</b>	1.2 GHz		
<b>Memory</b>	512 MB (expandable to 1.5 GB through 1 GB DDR3 SlimDIMM)		
<b>Storage</b>	Standard: 4 GB non-volatile storage, firmware encryption (AES 128 or AES 256) of customer/job data; Secure Cryptographic Erase – Job Data, Secure Erase – Disk Optional: HP High-Performance Secure Hard Disk, minimum 500 GB; AES 256 hardware encryption or greater; Secure erase capabilities (Secure File Erase – Temporary Job Files, Secure Erase – Job Data, Secure ATA Erase – Disk)		
<b>Durability ratings</b>	Recommended monthly page volume (RMPV): <sup>32</sup> 2,000 pages to as high as 7,500 pages Duty cycle: <sup>33</sup> Up to 150,000 pages (letter/A4)		
<b>Media specifications</b>			
Input capacity	Up to 650 sheets standard, up to 2,300 sheets maximum (with up to 3 optional 550-sheet trays) Tray 1: up to 100 sheets Tray 2: up to 550 sheets		Up to 1,200 sheets standard, up to 2,300 sheets maximum (with up to 2 optional 550-sheet trays) Tray 1: up to 100 sheets Trays 2, 3: up to 550 sheets each
Output capacity	Up to 250 sheets		
Two-sided printing	Manual	Automatic	
Media sizes	Tray 1: letter, legal, oficio, executive, statement, 4 x 6 in, 3 x 5 in, 5 x 7 in, 5 x 8 in, postcard (JIS), double postcard (JIS), 8.5 x 13, envelope (commercial No. 9, No. 10, Monarch); A4, RA4, A5, B5 (JIS), B6 (JIS), 10 x 15 cm, A6, 16K, envelopes (B5, C5 ISO, C6, DL ISO); Custom media sizes: 3 x 5 to 8.5 x 14 in (76 x 127 to 216 x 356 mm) Tray 2: letter, executive, statement, 4 x 6 in, 5 x 7 in, 5 x 8 in, double postcard (JIS); A4, A5, B5 (JIS), B6 (JIS), 10 x 15 cm, A6, 16K; Custom media sizes: 4.0 x 5.85 to 8.5 x 11.69 in (102 x 148 to 216 x 297 mm) Optional trays 3, 4, and 5: <sup>6</sup> letter, legal, oficio, executive, 8.5 x 13 in; A4, RA4, A5, B5 (JIS), 16K; Custom media sizes: 4.0 x 5.85 to 8.5 x 14 in (102 x 148 to 216 x 356 mm)		
		Duplex: letter, legal, oficio, executive; A4, A5, B5 (JIS)	
Media weights	Trays 1, 2 and optional trays 3, 4, and 5: <sup>6</sup> 16 to 58 lb (60 to 220 g/m <sup>2</sup> ) for plain paper, 28 to 58 lb (105 to 220 g/m <sup>2</sup> ) for glossy paper		
		Duplex: 16 to 58 lb (60 to 220 g/m <sup>2</sup> )	
Media types	Paper (bond, color, letterhead, plain, preprinted, prepunched, recycled, rough), envelopes, labels, cardstock, transparencies, user-defined		
<b>Print languages</b>	HP PCL 6, HP PCL 5 (HP PCL 5 driver available from the Web only), HP postscript level 3 emulation, native PDF printing (v 1.7)		
<b>Fonts</b>	105 internal TrueType fonts scalable in HP PCL, 92 internal scalable fonts in HP Postscript level 3 emulation (Euro symbol built-in); 1 internal Unicode Fonts (Andale Mono WorldType); 2 Internal Windows Vista® 8 Fonts (Calibri, Cambria); additional font solutions available via third-party flash memory cards; HP LaserJet Fonts and IPDS Emulation available at <a href="http://hp.com/go/laserjetfonts">hp.com/go/laserjetfonts</a>		
<b>Connectivity</b>	1 Hi-Speed USB 2.0 device port; 2 Hi-Speed USB 2.0 host ports; built-in Fast Ethernet 10Base-T/100Base-Tx, Gigabit Ethernet 1000Base-T Optional: 2 internal USB ports		

	HP LaserJet Enterprise M506n	HP LaserJet Enterprise M506dn	HP LaserJet Enterprise M506x
<b>Mobile printing</b>	HP ePrint, <sup>34</sup> AirPrint™, <sup>35</sup> Mopria-certified <sup>31</sup> , Google Cloud Print™ 2.0 Optional: Wireless direct printing, <sup>4</sup> NFC touch-to-print <sup>5</sup>		Wireless direct printing, <sup>4</sup> NFC touch-to-print, <sup>5</sup> HP ePrint, <sup>34</sup> AirPrint, <sup>35</sup> Mopria-certified <sup>31</sup> , Google Cloud Print 2.0
<b>Network capabilities</b>	Standard: Built-in Gigabit Ethernet Optional: 802.11b/g/n wireless networking enabled with purchase of accessory <sup>19</sup>		
<b>Network protocols</b>	IPv4/IPv6: Apple Bonjour Compatible (Mac OS 10.2.4 or higher), SNMPv1/v2c/v3, HTTP, HTTPS, FTP, TFTP, Port 9100, LPD, WS Discovery, IPP, Secure-IPP, IPsec/Firewall IPv6: DHCPv6, MLDv1, ICMPv6 IPv4: Auto-IP, SLP, Telnet, IGMPv2, BOOTP/DHCP, WINS, IP Direct Mode, WS Print		
<b>Security</b>	Identity Management: Kerberos authentication, LDAP authentication, 1000 user PIN codes, optional HP and third-party advanced authentication solutions (e.g., badge readers) Network: IPsec/firewall with Certificate, Pre-Shared Key, and Kerberos authentication, Supports WJA-10 IPsec configuration Plug in, 802.1X authentication (EAP-PEAP, EAP-TLS), SNMPv3, HTTPS, Certificates, Access Control List Data: Storage Encryption, Secure Erase, SSL/TLS, Encrypted Credentials Device: Security lock slot, USB port disablement, Hardware Integration Pocket for security solutions <sup>10</sup> Security Management: Compatible with HP JetAdvantage Security Manager <sup>25</sup>		
<b>Printer management</b>	Windows: Printer Administrator Resource Kit (Driver Configuration Utility, Driver Deployment Utility, Managed Printing Administrator); HP Web Jetadmin Software; HP Proxy Agent Software; HP JetAdvantage Security Manager <sup>25</sup> Mac: HP Utility		
<b>Compatible operating systems<sup>36</sup></b>	Windows OS compatible with In-Box Driver: Windows XP SP3 all 32-bit editions (XP Home, XP Pro, etc.), Windows Vista all 32-bit editions (Home Basic, Premium, Professional, etc.), Windows 7 all 32- and 64-bit editions, Windows 8/8.1/10 all 32- and 64-bit editions (excluding RT OS for Tablets) Windows OS compatible with Universal Print Driver (from <a href="http://hp.com">hp.com</a> ): Windows XP SP3 32- and 64-bit editions (XP Home, XP Pro, etc.), Windows Vista all 32- and 64-bit editions (Home Basic, Premium, Professional, etc.), Windows 7 all 32- and 64-bit editions, Windows 8/8.1/10 all 32- and 64-bit editions (excluding RT OS for Tablets) Mac OS (HP Print Drivers available from <a href="http://hp.com">hp.com</a> and Apple Store): OS X 10.7 Lion, OS X 10.8 Mountain Lion, OS X 10.9 Mavericks, OS X 10.10 Yosemite Mobile OS (In-OS drivers): iOS, Android, Windows 8/8.1/10 RT Linux OS (In-OS HPLIP): SUSE Linux (12.2, 12.3, 13.1), Fedora (17, 18, 19, 20), Linux Mint (13, 14, 15, 16, 17), Boss (3.0, 5.0), Ubuntu (10.04, 11.10, 12.04, 12.10, 13.04, 13.10, 14.04, 14.10), Debian (6.0.x, 7.x) Other OS: UNIX		
<b>System requirements, PC</b>	A compatible operating system (see above), CD-ROM or DVD drive or Internet connection, dedicated USB or network connection or wireless connection, 200 MB available hard disk space, OS compatible hardware (for OS hardware requirements see <a href="http://microsoft.com">microsoft.com</a> )		
<b>System requirements, Mac</b>	A compatible operating system (see above), Internet, USB, 1 GB available hard disk space (for operating system compatible hardware requirements see <a href="http://apple.com">apple.com</a> )		
<b>Dimensions (width x depth x height)</b>	Minimum (all trays closed): 16.46 x 14.80 x 11.73 in (418 x 376 x 298 mm) Maximum: 16.46 x 25.16 x 11.73 in (418 x 639 x 298 mm)		Minimum (all trays closed): 16.46 x 14.80 x 18.94 in (418 x 376 x 481 mm) Maximum: 16.46 x 25.16 x 18.94 in (418 x 639 x 481 mm)
<b>Weight (with cartridges)</b>	25.5 lb (11.6 kg)	25.9 lb (11.8 kg)	34.9 lb (15.8 kg)

	<b>HP LaserJet Enterprise M506n</b>	<b>HP LaserJet Enterprise M506dn</b>	<b>HP LaserJet Enterprise M506x</b>
<b>What's in the box</b>	Printer, preinstalled introductory HP Black LaserJet Toner cartridge with JetIntelligence (yield ~6,000 pages <sup>13,37</sup> ), CDs containing software and electronic documentation, Warranty Guides, HIGS, Erratas, power cord, 100-sheet multipurpose tray 1, 550-sheet input tray 2		
		Plus: Built-in HIP <sup>10</sup> and automatic duplexer	Plus: 550-sheet input tray 3, built-in HIP, <sup>10</sup> automatic duplexer, wireless direct <sup>4</sup> and NFC touch-to-print <sup>5</sup>
<b>Software included</b>	Windows: HP Software Installer/Uninstaller, HP PCL 6 Printer Driver, HP Device Experience (DXP), HP Update, Product Registration Assist, HP Web Services Assist (HP Connected), Online user manuals Mac: Welcome Screen (directs users to <a href="http://hp.com">hp.com</a> or OS App Store for LaserJet Software)		
<b>Downloadable software</b>	From <a href="http://123.hp.com">123.hp.com</a> : HP Easy Start (guided software install for Windows and Mac) From <a href="http://hp.com">hp.com</a> (Windows): Full-solution software and drivers (same solution as "Software Included"), HP PCL 6 print driver only (no installer; for "Add Printer" installs), HP PCL 6 print driver with installer, Product Documentation and Support From <a href="http://hp.com">hp.com</a> (Mac): Full-solution software and drivers For Mobile OS: See "HP Mobile Printing" at <a href="http://hp.com/us/en/ads/mobility/overview.html">hp.com/us/en/ads/mobility/overview.html</a> From In-OS app stores: HP recommended printer drivers and software From <a href="http://hp.com">hp.com</a> (for printer administrators): Printer Administrator Resource Kit (Driver Configuration Utility, Driver Deployment Utility, Managed Printing Administrator), HP Universal Print Drivers (PCL 6, PCL 5 and PS for Windows), HP ePrint Software (ePrint Mobile Driver for Windows), Linux/Unix Print Drivers, SAP (PCL 5 and PS Print Drivers), HP Web Jetadmin Software, HP Proxy Agent Software, HP JetAdvantage Security Manager <sup>25</sup>		
<b>Warranty</b>	One-year, return to bench		
<b>HP SureSupply supported</b>	HP SureSupply alerts you when your print cartridge is running low and helps you purchase online or locally through HP or a participating retailer. Only available with Original HP supplies; Internet access required. To learn more, visit <a href="http://hp.com/go/SureSupply">hp.com/go/SureSupply</a> .		

## Environmental and power specifications

	HP LaserJet Enterprise M506n	HP LaserJet Enterprise M506dn	HP LaserJet Enterprise M506x
<b>Environmental ranges</b>			
Temperatures	Operating: 59 to 90.5° F (15 to 32.5° C); Storage: -4 to 140° F (-20 to 60° C); Recommended: 63.5 to 77° F (17.5 to 25° C)		
Relative humidity range	Operating: 10 to 80% RH; Non-operating: 10 to 90% RH; Recommended: 30 to 70% RH		
<b>Acoustic power emissions<sup>38</sup></b>			
	Ready mode: 4.0 B(A); Active printing: 6.8 B(A)		
<b>Acoustic pressure emissions (bystander)</b>			
	Ready mode: 24 dB(A); Active printing: 54 dB(A)		
<b>Power specifications<sup>39</sup></b>			
	ENERGY STAR certified, Blue Angel, CECP, EPEAT® Silver registered models available <sup>40</sup>		
Power supply required	110-volt input voltage: 100 to 127 VAC, 60 Hz; 220-volt input voltage: 200 to 240 VAC, 50 Hz (Not dual voltage, product varies by part number with # Option code identifier)		
Power consumption	741.98 watts (Active Printing), 13.72 watts (Ready), 2.51 watts (Sleep), 0.08 watts (auto-off/wake on LAN), 0.08 watts (auto-off/manual on), 0.08 watts (Off)		
Typical Electricity Consumption (TEC)	1.886 kWh/week		
Energy-saving features	HP Auto-On/Auto-Off Technology, <sup>22</sup> Instant-on Technology		
<b>Environmental specifications</b>			
	Mercury free		
<b>Safety and regulatory compliance</b>			
	IEC 60950-1:2005 +A1:2009 +A2:2013 (International); EN60950-1:2006 +A1 1:2009 +A1:2010 +A1 2:2011 +A2:2013 (EU); EN 60825-1:2007/IEC 60825-1:2007 (Class 1 Laser Product); EN 62479:2010/IEC 62479:2010; Low Voltage Directive 2006/95/EC with CE Mark (Europe); GS Certificate (Germany, Europe); UL/cUL Listed and UC CoC (US/Canada); CAN/CSA C22.2 No. 60950-1-07 2nd Ed. 2011-12; Compliance with Laser safety standards 21 CFR 1040.10 and 1040.11 except for deviations pursuant to Laser notice No. 50, Dated June 24, 2007; Other safety approvals as required by individual countries.		
<b>Electromagnetic emission standard</b>			
	CISPR 22:2008 (International) - Class A, EN 55022: 2010 (EU) - Class A, EN 61000-3-2: 2006 +A1: 2009 +A2: 2009, EN 61000-3-3: 2008, EN 55024: 2010, EMC Directive 2004/108/EC, FCC CFR 47 Part 15 Class A/ICES-003, Issue 5 Class A. Other EMC approvals as required by individual countries.		

# Ordering information

Use accessories and supplies specifically designed for the printer to help provide efficient performance. To order the accessories and supplies listed here, go to [hp.com](http://hp.com). To contact HP by country, please visit [hp.com/country/us/en/cs/contact-hp/contact.html](http://hp.com/country/us/en/cs/contact-hp/contact.html).

If you don't have access to the Internet, contact your qualified HP dealer, or call HP (U.S.) at (800) 282-6672.

<b>Product</b>	HP LaserJet Enterprise M506n HP LaserJet Enterprise M506dn HP LaserJet Enterprise M506x	F2A68A F2A69A F2A70A
<b>Supplies</b>	HP 87A Black Original LaserJet Toner Cartridge (~9,000 pages <sup>13</sup> ) HP 87X Black Original LaserJet Toner Cartridge (~18,000 pages <sup>13</sup> )	CF287A CF287X
<b>Accessories</b>	HP LaserJet 550-sheet Media Tray (Add a maximum of 3 for n/dn models, 2 for x model) HP LaserJet Printer Cabinet HP Jetdirect 3000w NFC/Wireless Accessory HP Jetdirect 2900nw Print Server HP Trusted Platform Module Accessory <sup>26</sup> HP Internal USB Ports HP Internal USB Ports for M506/M527 HP Secure High Performance Hard Disk Drive HP 1GB DDR3 SlimDIMM	B5L34A B5L51A J8030A J8031A F5S62A B5L28A F2A87A B5L29A G6W84A
<b>HP Services</b>	<p>Boost performance—it's your choice. HP Care for printers provides options to help you manage printing—from Care Pack services to customizable and advisory services. With HP Managed Print Services, we oversee everything for you.</p> <p>Make sure your imaging and printing investments are protected with Care Pack, part of HP Care. Pick your package of services to keep your printer running and your business moving. Now your office can spend less time trouble-shooting and more time getting things done.<sup>41</sup></p>	<p>HP 3-year Next Business Day + Defective Media Retention LaserJet M506 Hardware Support U8PK3E            HP 4-year Next Business Day + Defective Media Retention LaserJet M506 Hardware Support U8PK4E            HP 5-year Next Business Day + Defective Media Retention LaserJet M506 Hardware Support U8PK5E            HP 3-year Next Business Day Exchange LaserJet M506 Service U8PK7E            HP Network Install Mono Mid-range LaserJet Service UC742E</p>
<b>Solutions</b>	<p>HP Web Jetadmin: <a href="http://hp.com/go/wja">hp.com/go/wja</a>            HP Universal Print Driver: <a href="http://hp.com/go/upd">hp.com/go/upd</a>            HP JetAdvantage Security Manager: <a href="http://hp.com/go/securitymanager">hp.com/go/securitymanager</a>            HP LaserJet Fonts, Barcodes, and IPDS Emulation available at <a href="http://hp.com/go/laserjetfonts">hp.com/go/laserjetfonts</a>            To learn more about available infrastructure, management, and workflow solutions, visit <a href="http://hp.com/go/printingsolutions">hp.com/go/printingsolutions</a></p>	

# Appendix A: Security features

## Resources

HP JetAdvantage Security Solutions:

- Web site: [hp.com/go/secureprinting](http://hp.com/go/secureprinting)
- Solution brief: <http://h20195.www2.hp.com/V2/GetPDF.aspx/4AA3-1295ENW.pdf>
- Video: <http://h20621.www2.hp.com/video-gallery/us/en/products/D00D8A0C-D648-486E-9642-D720EDCF647F/r/video/>

HP JetAdvantage Security Manager:<sup>25</sup>

- Web site: [hp.com/go/securitymanager](http://hp.com/go/securitymanager)
- Brochure: <http://h20195.www2.hp.com/V2/GetPDF.aspx/4AA3-9275ENW.pdf>
- Video: <http://h20621.www2.hp.com/video-gallery/us/en/70C04F4A-5517-43FD-824C-D836765A943C/r/video/>

## Protect your business information

The HP LaserJet Enterprise M506 printer series has a multitude of options to help you secure your environment. You can count on support for a number of solutions, along with built-in and optional security features such as PIN printing and an optional HP High-Performance Secure Hard Disk.<sup>2,20</sup>

### Protect your printer

As capabilities expand and devices become more integrated into your work, device security becomes increasingly important. These features help protect the M506 series:

- **Embedded protection:** Multi-level, built-in features help protect your printer against complex security threats from boot up to shut down.<sup>2</sup>
  - HP Sure Start helps ensure that the device BIOS boots up properly every time with unaltered HP genuine code and without corruption, using the same technology as HP Elite Notebook PCs. If an anomaly is detected, the device will reboot to a known secure state.
  - Whitelisting helps ensure that the device firmware loads properly with HP genuine code—without corruption—every time.
  - Run-time intrusion detection guards against malware, so the device continues general operation without alteration or corruption.
- **Code signing:** Firmware signed by HP ensures that the firmware was produced by HP (authenticity) and that the firmware has not been altered in any way (integrity).
- **Firewall:** The built-in device network firewall allows or denies access to specific TCP/UDP ports and services.
- **Physical port disablement:** Host USB ports, network ports, and other physical ports can be disabled to prevent unauthorized use.
- **CA & Device Identity Certificates:** This printer supports identity certificates signed by a corporate certificate authority, which provides verification of identity and authenticity. This printer also supports CA certificates for validation of identity certificates. Certificates can enable secure end-to-end communications with the device when used with features like IPsec, Secure-IPP, ePrint, and more. Additional certificates can be stored for validating S/MIME email servers and 802.1x authentication.
- **Authentication and authorization:** Authentication can help your organization manage user access, help secure access to management utilities, and avoid unwanted device configurations. Control access to the printer, device settings, and functions, with options like:
  - **Multiple embedded authentication methods.** Print with a positive ID. With authentication options available from the device, you can configure Windows/Kerberos authentication, LDAP authentication, and user PIN authentication that integrates with your existing infrastructure.
  - **Role-based device authentication and authorization with HP FutureSmart.** With HP FutureSmart, you have more control than ever before over device security and permission settings. IT administrators can decide who can interact with certain device capabilities—helping to make printing more secure, control access, and uphold site security policies.
  - **HP and third-party authentication solutions.** With optional solutions like HP Access Control, you can enable advanced authentication using proximity cards. The Hardware Integration Pocket on the control panel enables integration of select card readers.<sup>10</sup>
- **Physical device protection:** Both the device and the optional HP High-Performance Secure Hard Disk<sup>20</sup> can be physically secured from theft and tampering using a lock that requires a physical key for removal (this accessory must be purchased separately).
- **Common Criteria Certification (CCC):** CCC is a security certification recognized in 26 countries worldwide. HP certifies the security functionality of its Enterprise LaserJet MFPs and printers to align with the IEEE 2600 imaging and printing security standard.



## Protect your data

Your printer harbors sensitive information—make sure it's not at risk. HP offers security features at every stage in your work.

Help protect data at rest with the following features:

- **Storage encryption:** Defend your data. The HP High-Performance Secure Hard Disk<sup>20</sup> is offered as an optional feature on the M506 series and provides full hardware encryption.
- **Secure Erase:** The printer provides built-in capabilities for securely overwriting data stored on it, allowing sensitive data to be safely removed. HP offers multiple mechanisms to erase stored data, including functionality that conforms to U.S. National Institute of Science and Technology (NIST) Special Publication 800-88.
- **Password protection:** Stored passwords are encrypted to help provide protection of this critical information.
- **Secure keys, credentials, and certificates:** For an extra level of security, the optional HP Trusted Platform Module (TPM) accessory can be added to the device to strengthen protection of encrypted credentials and data by automatically sealing device encryption keys to the TPM, and it provides secure device identity by generating and protecting certificate private keys.<sup>26</sup>

Protect data in transit with these features:

- **Network protection:** Network-transmitted data can be protected with IPsec and print jobs can also be encrypted using Internet Printing Protocol (IPP) over SSL/TLS.
- **CipherSuite Encryption Strength:** Encryption strength can be selected to prevent the use of legacy or insecure protocols for data in transit.
- **FIPS-140 Mode:** Ensures device uses available FIPS-140 validated cryptographic modules for TLS encryption, SNMPv3 signing and encryption, and signed certificates.
- **Secure Encrypted Print with HP UPD 5.3.1 or later:** For added security, choose end-to-end Secure Encrypted Print. HP UPD<sup>27</sup> provides true symmetric AES256 print job encryption and decryption from the client to the page based on a user-defined password using FIPS 140 validated cryptographic libraries from Microsoft.
- **Management safeguards:** Device management data that travels over the network between the device and HP Web Jetadmin<sup>18</sup> and other management tools can also be protected using SNMPv3. HTTPS (HTTP over SSL/TLS) can be enforced so all connections to the device Embedded Web Server administration interface are securely encrypted.
- **Secure Mobile Print:** HP offers multiple options for secure mobile printing. For more information, see “Stay connected with secure mobile printing options” on page 10.

## Safeguard your physical documents

HP offers several optional solutions to help keep documents from falling into the wrong hands and help prevent fraud, such as:

- **Pull printing:** Have documents held and released only to the person who printed them. Pull printing solutions help protect sensitive data by requiring authentication at the device, and give users the flexibility of pulling the documents from any device that is enabled with the solution.
  - **HP JetAdvantage Private Print:** With HP's cloud-based solution you get the advantages of pull printing, without the complexity. It is simple to set up and does not require a server, installation, or maintenance. For more information, visit [hpjetadvantage.com/ondemand](http://hpjetadvantage.com/ondemand).<sup>24</sup>
  - **HP Access Control Pull Print:** This optional robust server-based solution offers multiple forms of authentication including badge release, as well as enterprise level security, management, and scalability. For more information, visit [hp.com/go/hpac](http://hp.com/go/hpac).
- **Embedded anti-fraud features:** This is a valuable tool in sensitive documents like prescriptions, birth certificates, or transcripts. Anti-fraud features are embedded before they are routed to the printer and printed on plain paper by using the optional HP and TROY Secure Document Printing solution.

## Easily manage security across the fleet

### HP JetAdvantage Security Manager (formerly HP Imaging and Printing Security Center)

Apply efficient, fleet-wide security policies to protect all your HP print devices with optional HP JetAdvantage Security Manager.<sup>25</sup>

- Automate many tedious tasks so you can free up time for your IT staff and protect the data and documents that matter most to your business.
- Streamline the process to securely deploy and monitor devices by applying a single security policy across the fleet.
- Easily create a print security policy for your environment by leveraging the HP Security Manager Base Policy template.
- Secure new HP devices as soon as they are added to your network with HP Instant-on Security. The software automatically configures settings to comply with your corporate security policy.
- Improve the security of your infrastructure and device communications by deploying unique identity certificates across your fleet and monitoring to ensure they remain valid with HP Security Manager's efficient fleet management of certificates. The administrative overhead to install unique identity certificates across your fleet of HP devices is now less than manually installing on a single device.
- Actively maintain and verify compliance with your defined security policies by using HP Security Manager automated monitoring and risk-based reporting.



#### HP JetAdvantage Security Manager

Secure your HP printing fleet with the solution Buyers Laboratory (BLI) calls trailblazing.<sup>25</sup>



To learn more about HP JetAdvantage Security Manager, please visit [hp.com/go/securitymanager](http://hp.com/go/securitymanager).

### HP ArcSight Printer Integration

HP ArcSight provides real-time monitoring of the security posture of HP imaging and printing devices with the industry leading Security Information and Event Management (SIEM) tool.

- HP FutureSmart imaging and printing device security events are logged and easily collected.
- Events are analyzed, correlated, and risks are highlighted in the ArcSight dashboard and pre-built reports.
- Devices can be easily monitored by IT security as part of the broader IT ecosystem and can enable them to take corrective actions.

## HP security best practices

Since 2005, HP has published security best practice checklists for networked environments common to enterprises and small to medium businesses. HP recommends that customers incorporate recommended security configurations into their environments.

For more information on HP security solutions and checklists, please visit [hp.com/go/secureprinting](http://hp.com/go/secureprinting).

## Appendix B: Fleet management features


### Resources

HP Web Jetadmin:

- Web site: [hp.com/go/wia](http://hp.com/go/wia)
- Solution brief: <http://h20195.www2.hp.com/V2/GetPDF.aspx/4AA5-2718ENW.pdf>
- Video: <http://h20621.www2.hp.com/video-gallery/us/en/ssss/35D707B5-B7B3-4A67-B4E0-2DE6C423AEA7/r/video/>

HP Universal Print Driver:

- Web site: [hp.com/go/upd](http://hp.com/go/upd)
- Solution brief: <http://h20195.www2.hp.com/V2/GetPDF.aspx/4AA2-4781ENW>



The printer can also be managed using the HP Embedded Web Server. Use a web browser to monitor status, configure network parameters, or access device features.

## Efficiently manage from a central location

The HP LaserJet Enterprise M506 printer series is supported by HP Web Jetadmin,<sup>18</sup> an HP JetAdvantage Management Solution. This single solution allows you to efficiently manage a wide variety of networked and PC-connected devices, including printers, multifunction products, and scanners. Remotely install, configure, troubleshoot, safeguard, and manage your devices—ultimately increasing business productivity by helping you save time, control costs, protect your assets, and provide a better return on your investment. Easily integrate new HP LaserJet Pro and Enterprise devices without having to upgrade HP Web Jetadmin. A universal plug-in lets you support most features of new devices and apply corporate policies in one step—helping to save time and simplify device management.<sup>18</sup>

HP Web Jetadmin enables you to:

- Gain a clear picture of how many and what kinds of devices you have.
- Get visibility into your supplies usage, so you can make smarter purchasing decisions, reduce spending, and even track and allocate printing costs to individual departments or users.
- Simplify, and, in many cases, automate routine tasks. For example, you can apply fleet-wide policies to automatically configure new devices with the right printing and security settings when they're added to your network.
- Give your help desk staff the tools they need—such as automatic alerts—to resolve problems quickly, and often proactively, before a call is even received.
- Verify that your devices are up-to-date with the latest firmware and are properly configured (especially important for organizations that need to meet regulatory requirements).
- Use robust tracking and reporting tools to help you make better decisions about how your devices are deployed across your organization, so you can make the most of your IT investments.
- Take advantage of additional options, like the HP Database Connectivity Module which works together with Web Jetadmin to help you establish and help achieve environmental goals.
- Get the ultimate in investment protection with HP Web Jetadmin Premium Support. This expanded service option gives your staff access to HP's dedicated software support engineers, who provide advice, usage recommendations, problem diagnosis, and more.

HP Web Jetadmin can benefit IT-managed print environments of all sizes, from large enterprises managing thousands of devices to small businesses with just a handful. For more information—or to download this free software tool—visit [hp.com/go/wia](http://hp.com/go/wia).

## Make it easy for all to print with one common driver

The HP Universal Print Driver enables both mobile Microsoft device users and traditional desktop users to access the full features of nearly every HP device in your managed printing environment without the need for assistance.<sup>27</sup>

Eliminate the clutter on your computer by replacing multiple print drivers with one versatile solution. Empower IT by dramatically reducing the number of drivers they have to manage—and by giving them the tools they need to improve efficiency. With the HP UPD, your IT team can easily adjust device settings to help reduce printing costs, improve security, and help meet environmental goals. For example, it's simple to push two-sided printing or quicker sleep times across the fleet. Plus, the valuable tools in the HP UPD Printer Administrator's Resource Kit help you save time and money by streamlining IT tasks, implementing printing policies, and monitoring usage across the enterprise. You can also use the HP UPD in tandem with HP Web Jetadmin to create fleet-wide managed printer lists, reports, and more.<sup>18</sup>

You can download this valuable fleet driver solution and the tools in the Printer Administrator's Resource Kit for free. For more information about how the HP Universal Print Driver can help you protect your imaging and printing investment, simplify management, and boost productivity, visit [hp.com/go/upd](http://hp.com/go/upd).

## Notes

Deepest security (cover page): Based on HP review of 2015 published embedded security features of competitive in-class printers. Only HP offers a combination of security features for integrity checking down to the BIOS with self-healing capabilities. A FutureSmart service pack update may be required to activate security features on the HP LaserJet Enterprise M506, M527, and M577. Some features will be made available as a HP FutureSmart service pack update on select existing enterprise printer models. For list of compatible products, visit [hp.com/go/printersthatprotect](http://hp.com/go/printersthatprotect). For more information visit [hp.com/go/LJsecurityclaims](http://hp.com/go/LJsecurityclaims).

The world's most preferred printers (cover page): Worldwide printer marketshare, and HP printer brand awareness, consideration and preference study in 9 markets 2014.

<sup>1</sup> Based on HP internal testing of top three leading competitors' first page out from sleep mode and duplex print speed completed 8/2015. Subject to device settings. Actual results may vary. For details, see [hp.com/go/LJclaims](http://hp.com/go/LJclaims).

<sup>2</sup> Some features require additional purchase. A FutureSmart service pack update may be required to activate security features. Learn more at [hp.com/go/printsecurity](http://hp.com/go/printsecurity).

<sup>3</sup> Based on ISO/IEC 19752 cartridge yields for HP 55X High Yield Black Original LaserJet Toner cartridges compared with HP 87X High Yield Black Original LaserJet Toner cartridges. Learn more at [hp.com/go/learnaboutsplies](http://hp.com/go/learnaboutsplies).

<sup>4</sup> Wireless direct printing is standard on the HP LaserJet Enterprise M506x only. Requires purchase of optional HP Jetdirect 3000w NFC/Wireless Direct Accessory for the HP LaserJet Enterprise M506n/dn. Mobile device needs to be connected directly to the Wi-Fi network of a wireless direct-capable MFP or printer prior to printing. Depending on mobile device, an app or driver may also be required. For details, see [hp.com/go/businessmobileprinting](http://hp.com/go/businessmobileprinting).

<sup>5</sup> Touch-to-print capability is standard on the HP LaserJet Enterprise M506x only. Requires purchase of optional HP Jetdirect 3000w NFC/Wireless Direct Accessory for the HP LaserJet Enterprise M506n/dn. Mobile device must support Near Field Communication (NFC)-enabled printing. For more information, see [hp.com/go/businessmobileprinting](http://hp.com/go/businessmobileprinting).

<sup>6</sup> Standard and optional features vary by model. Please see "Series at a glance" on page 4 for more information.

<sup>7</sup> Purchase of optional paper trays required to reach maximum input capacity.

<sup>8</sup> HP 87X High Yield Black Original LaserJet Toner cartridges are not included in printer purchase; purchase separately. Learn more at [hp.com/go/learnaboutsplies](http://hp.com/go/learnaboutsplies).

<sup>9</sup> An administrator must enable the easy-access USB port before use.

<sup>10</sup> The Hardware Integration Pocket is only available for the HP LaserJet Enterprise M506dn and M506x models. Enabling the HIP requires purchase of optional HP Internal USB Ports for M506/M527 accessory (F2A87A). Solutions deployed through the Hardware Integration Pocket may require additional purchase.

<sup>11</sup> Measured using ISO/IEC 17629. For more information, see [hp.com/go/printerclaims](http://hp.com/go/printerclaims). Exact speed varies depending on the system configuration, software application, driver, and document complexity.

<sup>12</sup> Measured using ISO/IEC 24734 and excludes first set of test documents. For more information, see [hp.com/go/printerclaims](http://hp.com/go/printerclaims). Exact speed varies depending on the system configuration, software application, driver, and document complexity.

<sup>13</sup> Declared yield value in accordance with ISO/IEC 19798 and continuous printing. Actual yields vary considerably based on images printed and other factors. For details on ISO yields, see [hp.com/go/learnaboutsplies](http://hp.com/go/learnaboutsplies).

<sup>14</sup> Based on HP testing using the ENERGY STAR program's Typical Electricity Consumption (TEC) method or as reported in [energystar.gov](http://energystar.gov) versus the top three leading competitors as of 8/2015. Actual results may vary. For details see [hp.com/go/LJclaims](http://hp.com/go/LJclaims).

<sup>15</sup> Online help must be enabled on the printer. Mobile device must have an Internet connection to access online services.

<sup>16</sup> Compared with the HP LaserJet Enterprise P3015.

<sup>17</sup> Some solutions require download or additional purchase. Learn more at [hp.com/go/printingsolutions](http://hp.com/go/printingsolutions).

<sup>18</sup> HP Web Jetadmin is free and available for download at [hp.com/go/wja](http://hp.com/go/wja). Universal device plug-in is offered with HP Web Jetadmin 10.3 SR4 and higher.

<sup>19</sup> Wireless networking requires purchase of the HP Jetdirect 2900nw Print Server. Wireless performance is dependent on physical environment and distance from access point, and may be limited during active VPN connections.

<sup>20</sup> The encrypted hard disk drive, HP internal USB ports, 1GB DDR3 SlimDIMM, and cabinet stand require additional purchases.

<sup>21</sup> Environmental certifications do not apply to the HP LaserJet Enterprise M506n printer.

<sup>22</sup> HP Auto-On/Auto-Off Technology capabilities are subject to printer and settings.

<sup>23</sup> Program availability varies. Original HP cartridge return and recycling is currently available in more than 50 countries, territories, and regions in Asia, Europe, and North and South America through the HP Planet Partners program. For more information, visit [hp.com/recycle](http://hp.com/recycle).

<sup>24</sup> Available only on the HP LaserJet Enterprise M506x. HP JetAdvantage Private Print is available at no charge and requires that the printer be connected to the Internet with web services enabled. Not available in all countries. For more information, see [hpjetadvantage.com/ondemand](http://hpjetadvantage.com/ondemand).

<sup>25</sup> Based on HP internal research on competitor offerings (Device Security Comparison, January 2015) and Solutions Report on HP JetAdvantage Security Manager 2.1 from Buyers Laboratory LLC, February 2015. HP JetAdvantage Security Manager must be purchased separately. To learn more, please visit [hp.com/go/securitymanager](http://hp.com/go/securitymanager).

<sup>26</sup> Use of the optional HP Trusted Platform Module accessory may require a firmware upgrade.

<sup>27</sup> The HP Universal Print Driver is free and available for download at [hp.com/go/upd](http://hp.com/go/upd).

<sup>28</sup> As compared with cartridge gauges for predecessor products.

<sup>29</sup> As compared with previous generation of HP LaserJet printers.

<sup>30</sup> As compared with previous generation of HP LaserJet toner cartridges.

<sup>31</sup> Wireless operations are compatible with 2.4 GHz operations only. App or software and HP ePrint account registration may also be required. Some features require purchase of an optional accessory. Mopria-certified HP printer and mobile device must be connected to the same wireless network or have a direct wireless connection. Performance is dependent on physical environment and distance from the wireless access point. Learn more at [hp.com/go/mobileprinting](http://hp.com/go/mobileprinting).

<sup>32</sup> HP recommends that the number of printed pages per month be within the stated range for optimum device performance, based on factors including supplies replacement intervals and device life over an extended warranty period.

<sup>33</sup> Duty cycle is defined as the maximum number of pages per month of imaged output. This value provides a comparison of product robustness in relation to other HP LaserJet or HP Color LaserJet devices, and enables appropriate deployment of printers and MFPS to satisfy the demands of connected individuals or groups.

<sup>34</sup> Printer requires ePrint account registration. App or software may be required. Wireless operations are compatible with 2.4 GHz operations only. Learn more at [hp.com/go/mobileprinting](http://hp.com/go/mobileprinting).

<sup>35</sup> Supports the following devices running iOS 4.2 or later: iPad, iPad 2, iPhone (3GS or later), iPod touch (3rd generation or later). Works with HP's AirPrint-enabled printers and requires the printer be connected to the same network as your iOS device. Wireless performance is dependent on physical environment and distance from the access point.

<sup>36</sup> Not all "Compatible Operating Systems" are supported with inbox software. Full solution software available only for Windows 7 and newer. Legacy Windows Operating Systems (XP, Vista, and equivalent servers) get print and scan drivers only. Windows RT OS for Tablets (32- & 64-bit) uses a simplified HP print driver built into the RT OS. UNIX modelscripts are available on [HP.com](http://hp.com) (modelscripts are printer drivers for UNIX operating systems). Linux systems use in-OS HPLIP software.

<sup>37</sup> HP LaserJet Enterprise M506 series in-box cartridge may have a higher yield than stated for printer units manufactured before 2017.

<sup>38</sup> Acoustic values are subject to change. For current information see [hp.com/support](http://hp.com/support). Configuration tested: dn model, simplex printing, A4 paper at 43 ppm.

<sup>39</sup> Power requirements are based on the country/region where the printer is sold. Do not convert operating voltages. This will damage the printer and void the product warranty.

<sup>40</sup> EPEAT Silver registered models of this product are available where HP registers imaging and equipment products.

<sup>41</sup> Service levels and response times may vary depending on your geographic location. Service starts on date of hardware purchase. Restrictions and limitations apply. For details, visit [hp.com/go/cpc](http://hp.com/go/cpc).

**Sign up for updates**  
[hp.com/go/getupdated](http://hp.com/go/getupdated)



Share with colleagues



Rate this document

© Copyright 2015 HP Development Company, L.P. The information contained herein is subject to change without notice. The only warranties for HP products and services are set forth in the express warranty statements accompanying such products and services. Nothing herein should be construed as constituting an additional warranty. HP shall not be liable for technical or editorial errors or omissions contained herein.

AirPrint, iPad, iPhone, and iPod touch are trademarks of Apple Inc., registered in the U.S. and other countries. ENERGY STAR is a registered trademark owned by the U.S. Environmental Protection Agency. Android, Google Chrome, and Google Cloud Print are trademarks of Google Inc. Microsoft, Windows, Windows XP, and Windows Vista are U.S. registered trademarks of Microsoft Corporation. UNIX is a registered trademark of The Open Group.

