



More From Your Network

ProCurve Networking Gigabit to the Edge Solutions





The large majority of existing desktops and laptops already support Gigabit connectivity, so your network users are poised to take advantage of ProCurve Gigabit to the Edge Solutions.



The challenge of growing and updating your network to keep pace with the demand for increased bandwidth and faster speeds can be daunting. Because of the high cost of implementing superior Gigabit technology, some enterprises are hindered by network bottlenecks and are unable to quickly deliver the increasingly large data files demanded by users. Now with prices well below competitive offerings, ProCurve Networking's impressive range of Gigabit to the Edge Solutions is turning this challenge into an opportunity. Your enterprise can implement the ideal ProCurve Gigabit solution and benefit from more affordability, more choice, more performance, and more intelligence.

More business value from your network

Gigabit means more speed and more bandwidth for your network—think delivery of large data files in seconds, not minutes. ProCurve Networking Gigabit to the Edge Solutions give you even more.

Benefits of Gigabit to the Edge Solutions

More affordable. ProCurve Gigabit to the Edge Solutions are not only priced lower than the competition, but they allow you to leverage existing investments in your network infrastructure as well. Because Gigabit to the Edge Solutions are Ethernet-based, they can run in most existing cabling environments, eliminating costly rewiring expense. ProCurve Gigabit switches are also backed by an industry-leading lifetime warranty.

More choice. ProCurve Networking Gigabit to the Edge Solutions are based on industry standards and are compatible with existing standards-based components in your network. That means you have total choice and flexibility to upgrade all at once or one step at a time, without interrupting existing service. And 10 Gigabit upgrades can be planned for and deployed as needed.




More performance. Gigabit and 10 Gigabit provide up to 100 times more bandwidth than 100 Mbit, which dramatically improves the efficiency of your high-performance applications. Fewer bottlenecks require less troubleshooting and maintenance while creating much more uptime and fewer frustrated users.

More intelligent. Gigabit to the Edge Solutions are based on the ProCurve Networking Adaptive EDGE Architecture—a unique strategy designed to bring greater functionality and intelligence to the edge of the network and create easier-to-use networks.




ProCurve Networking has the right Gigabit solution for you

ProCurve Networking Gigabit chassis and stackable switches are designed to operate in the most demanding network environments. ProCurve Gigabit chassis switches can be purchased Gigabit-enabled, or existing chassis switches can be upgraded to Gigabit speeds simply by adding an optional Gigabit module.

Additionally, some ProCurve Gigabit devices can be added as needed. No matter what your needs are, ProCurve Networking by HP has a solution to help you deploy today's fastest network connections—in your choice of form factors.


Stackables				
	HP ProCurve Switch 3400cl series	HP ProCurve Switch 2800 series	HP ProCurve Switch 6108	HP ProCurve Switch 2700 series
	NEW			
				
Ports:	20 and 44 10/100/1000 port versions with 4 dual-personality ports for mini-GBIC or 10/100/1000 connectivity and optional 10 Gigabit uplinks	20 and 44 10/100/1000 port versions with 4 dual-personality ports for mini-GBIC or 10/100/1000 connectivity	6 10/100/1000 ports with 2 dual-personality ports for mini-GBIC or 10/100/1000 connectivity	8 and 24 10/100/1000 port versions
Routing capabilities:	Full Layer 3 and 4	Layer 2 and 3 (basic IP routing)	Layer 2 and 3 (basic IP routing)	Layer 2
Ideal for networks that need:	Robust security features, EDGE intelligence, and high-bandwidth capability with optional 10 Gigabit uplinks	Low-cost Gigabit connectivity with comprehensive functionality	Low-cost Gigabit aggregation	Low-cost, unmanaged Gigabit
High-availability features:	<ul style="list-style-type: none"> • Optional external RPS • Dual flash images 	<ul style="list-style-type: none"> • Optional external RPS • Dual flash images 	<ul style="list-style-type: none"> • Dual flash images 	

Chassis

	HP ProCurve Routing Switch 9300m series	HP ProCurve Switch 5300xl series	HP ProCurve Switch 4100gl series	
				
Ports:	4-, 8-, or 15-slot versions with capability for up to 28 10 GbE ports, 232 Gigabit ports, or a combination	4- or 8-slot versions with capability for up to 112 10/100/1000 ports and up to 16 dual-personality ports for mini-GBIC or 10/100/1000 connectivity	4- or 8-slot versions with capability for up to 160 10/100/1000 ports and up to 16 mini-GBIC ports	
Routing capabilities:	Layer 3 and 4+	Layer 2, 3, and 4	Layer 2 and 3 (basic IP routing)	
Ideal for networks that need:	High performance, high availability, and advanced functionality from the core of the network all the way to the edge	Robust security, mobility, and convergence features and EDGE intelligence in a modular, high-density form factor	Low-cost modular alternative to stackables	
High-availability features:	<ul style="list-style-type: none"> • Optional internal redundant power supply • Hot-swappable modules • Dual flash images 	<ul style="list-style-type: none"> • Optional internal redundant power supply • Hot-swappable modules • Dual flash images 	<ul style="list-style-type: none"> • Optional internal redundant power supply • Hot-swappable modules • Dual flash images 	

ProCurve Networking solutions create and support highly reliable enterprise networking environments.

With more than 25 years of experience designing, installing, and supporting IT networks around the world, we've established an extremely successful track record and an enviable list of satisfied clients. That type of proven reliability—along with our industry-leading service, support, free software updates, and warranty programs—means you're getting the performance and value both you and your network demand.



ProCurve Networking by HP
leads the way in Gigabit
solutions



For more information

To learn more about ProCurve
Networking Gigabit to the Edge Solutions,
please visit the ProCurve Web site at
www.hp.com/go/procurve

© 2004 Hewlett-Packard Development Company, L.P. The information contained herein is subject to change without notice. The only warranties for HP products and services are set forth in the express warranty statements accompanying such products and services. Nothing herein should be construed as constituting an additional warranty. HP shall not be liable for technical or editorial errors or omissions contained herein.

5982-8548EN Rev. 1, 10/2004

