



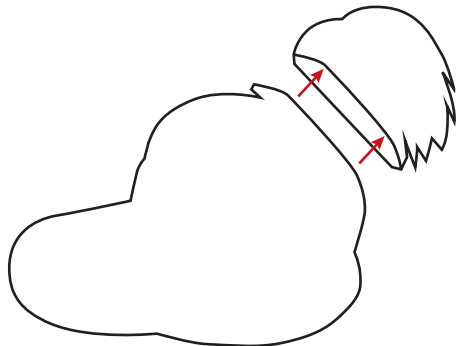
Mask: Puss In Boots



Mask: Puss In Boots

INSTRUCTIONS

- 1 Cut out mask and feather along solid lines.
- 2 To attach the feather, glue to underside of mask. Align to the side of hat as shown below.



- 3 Carefully cut out eyeholes where designated with an "X."
- 4 Cut away more paper to make larger eyes if needed.
- 5 Once glue is dry, thread one piece of elastic, string, yarn, or ribbon through single hole on right side of mask and knot.
- 6 On the left side, thread a second piece of string through the two holes and knot.
- 7 Tie behind head to secure.

